

**A new species of the genus *Jordanoleiopus* Lepesme & Breuning, 1955  
(Coleoptera, Cerambycidae) from Oman**

**M.A. Lazarev<sup>1</sup>, Yu.E. Skrylnyk<sup>2</sup>**

<sup>1</sup>Free Economic Society of Russia, Department of Scientifics Conferences and All-Russian Projects

Tverskaya str., 22a, Moscow 125009 Russia

e-mail: cerambycidae@bk.ru, humanityspace@gmail.com

<sup>2</sup>Laboratory of Forest Protection, Ukrainian Research Institute of Forestry & Forest Melioration

Pushkinska str., 86, Kharkiv 61024 Ukraine

e-mail: yuriy.skrylnik@gmail.com

**Key words:** Coleoptera, Cerambycidae, Lamiinae, Acanthocinini, taxonomy, new species, new record, Oman, Guinea.

**Abstract:** *Jordanoleiopus (Polymitoleiopus) annae* sp. n. is described from Oman. The new species is close to *J. (P.) monoxenoides* Breuning, 1972, *J. (P.) monoxenus* (Kolbe, 1893), *J. (P.) gabonicus* (Breuning, 1958b). *J. (P.) bifuscoplagiatus* Báguena & Breuning, 1958 is firstly recorded from Guinea.

## **Introduction**

*Jordanoleiopus* Lepesme & Breuning, 1955 was traditionally regarded as a purely African genus (Tavakilian & Chevillotte, 2022) with more than 50 species of 3 subgenera distributed from South Africa to Somalia, where *J. (Polymitoleiopus) monoxenoides* Breuning, 1972 is known from. Recently one species of the genus was discovered in Asia (Oman) by Czechian and Ukrainian entomologists. It was published by Ambrus & Grosser (2012) as close to *J. (P.) monoxenus* (Kolbe, 1893) after determination by K. Adlbauer. Then a male was shown by Hoskovec et al. (2023) as *J. (P.) monoxenus* (Kolbe, 1893). In fact several series collected in Oman belong to a new species described below.

## **Material and method**

Material was collected manually. Specimens used in morphological studies were killed by ethyl acetate. Both photographs

were taken with Canon PowerShot G10 digital camera equipped with Cannon Zoom lens 5X IS 6.1-30.5 mm 1:2.8-4.5 and microscope AmScope SM745NTP. The illustrations were edited with Adobe Photoshop 7.0 and Helicon Focus 3.20.

Acronyms of collections:

ML - collection of M. Lazarev (Moscow),

OP - collection of O. Pak (Donetsk),

SM - collection of S. Murzin (Moscow),

YuS - collection of Yu. Skrylnyk (Kharkiv).

## **Taxonomy**

### *Jordanoleiopus (Polymitoleiopus) annae* **sp. n.**

Figs 1-3, 5-18, Map 1

*Jordanoleiopus* sp. [close to *J. monoxenus*], Ambrus & Grosser, 2012: 452 - "Afrotropical Region; Palaearctic Region: Asia (Oman)".

*Jordanoleiopus* [?] *monoxenus*, Danilevsky, 2012: 720 - Oman, African Region.

*Jordanoleiopus (Polymitoleiopus)* ? *monoxenus*, Danilevsky, 2020: 77, 293 - Asia: Oman, African Region.

*Jordanoleiopus (Polymitoleiopus) monoxenus*, Hoskovec et al., 2023 - Oman and East Africa.

**Description.** Body black-brown; frons transverse, with dense deep punctation and indistinct pubescence; eyes rugosely faceted; genae about as wide as lower eye lobe; occiput smooth, convex, with very fine dense punctation, without central furrow; antennae very long, in males about 2 times longer than body, hardly reaching elytral apices by 5<sup>th</sup> joint, in females antennae a little shorter nearly reaching elytral apices by 5<sup>th</sup> joint; 3<sup>rd</sup> antennal joint is the longest, longer than 1<sup>st</sup>; in males it is much longer than 4<sup>th</sup>, in females 3<sup>rd</sup> joint a little longer than 4<sup>th</sup>; prothorax transverse, in males about 1.3-1.4 times wider than long, in females - about 1.1-1.2 times wider than long; anteriorly a little wider than posteriorly, with distinct basal constriction; lateral spines very sharp, bent backwards, situated behind thoracic middle; pronotum smooth, slightly convex, with pale lateral pubescence and central pale spot; elytra short, in males about 1.8-2.1 times longer than humeral width, in females - about 1.7-2 times; in males parallelsided, in females slightly diverging posteriorly; with fine dense scattered punctation, without erect setae;

each with a sutural dark stripe and 3 wide dark longitudinal stripes, repeatedly interrupted and partially reduced among light pubescence; dark transverse band situated behind elytral middle; legs moderately long, with pale pubescence, femora slightly clavate, in males more than in females; ventral body side with fine greyish recumbent pubescence; 5<sup>th</sup> abdominal sternite a little longer than 4<sup>th</sup> in males and in females; body length in males: 3.8-4.5 mm; body width: 1.2-1.5 mm; body length in females: 3.9-5.1 mm; body width: 1.4-1.9 mm.

**Type material.** Holotype, male, S Oman, Dhofar Governorate, 5.5 km N Rakhyut vill., near Ashqul vill., 16°47'45.07"N, 53°25'55.17"E, 833 m, 26.8.2019, Yu. Skrylnyk leg. - ML; 14 paratypes; 5 males, 3 females with same label - YuS; 1 male, 1 female with same label - OP; 2 females with same label - ML; 1 female, S Oman, Dhofar Governorate, 6 km N Rakhyut vill., Ashqul vill. env., 16°48'04"N, 53°26'01"E, 878 m, 23.VIII.2019, O. Pak leg. - OP; 1 female, S Oman, Dhofar Governorate, Dhalqut vill. env, 16°43'06"N, 53°15'32"E, 200 m, 24.VIII.2019, E. Ivanova leg. - OP.

**Remark.** The new species is very similar to several taxa distributed from Somalia to Gabon and Togo: *J. (P.) monoxenoides* Breuning, 1972 - Somalia; *J. (P.) monoxenus* (Kolbe, 1893) - Tanzania; *J. (P.) gabonicus* (Breuning, 1958b) - from Kongo to Gabon and Togo. All are closely related and have same type of elytral design; the validity of all names is not evident. The new species is strongly variable, and certain specimens represent many phorms known in African species.

**Distribution.** The new species is known from several localities of one area: type locality: S Oman, Dhofar Governorate, 5.5 km N Rakhyut vill., near Ashqul vill., 16°47'45.07"N, 53°25'55.17"E, 833 m; S Oman, Dhofar Governorate, 6 km N Rakhyut vill., Ashqul vill. env., 16°48'04"N, 53°26'01"E, 878 m; S Oman, Dhofar Governorate, Dhalqut vill. env, 16°43'06"N, 53°15'32"E, 200 m; localities published by Ambrus & Grosser from South Oman, Dhofar: Jabal al Qamar, 6 km W Dhalqut, 16°41'56"N, 53°11'29"E, 450 m; Jabal al Qamar, 10 km W Dhalqut, 16°42'9.90"N, 53°11'40.56"E; Jabal al Qamar, 20 km NW Dhalqut, 16°42'39.31"N, 53°9'12.60"E; Jabal al Qamar, 5 km NE Dhalqut, 16°43'22.48"N, 53°16'27.26"E; Jabal al Qamar, 15 km NW Rakhyut, 16°46'7.54"N, 53°20'13.92"E; Jabal al Qamar, 15 km W Al Mughsayl,

**M.A. Lazarev, Yu.E. Skrylnyk**

16°51'44.56"N, 53°43'18.38"E; Jabal Samhan, Tawi Atayr env., 17°5'16.94"N, 54°37'23.27"E.

**Biology.** According to Hoskovec et al. (2023) imagoes were connected with *Croton* sp. Most of our specimens were collected manually at night on twigs of *Jatropha dhofarica* Radcl.-Sm., but several beetles were attracted by light. Imago were collected on dead dry branches.

**Etymology.** The taxon is dedicated to Anna Volodymyrivna Lazebna the niece of Yuriy Skrylnyk.

*Jordanoleiopus (Polymitoleiopus) bifuscoplagiatus*

Báguena & Breuning, 1958

Fig. 4

*Jordanoleiopus (Polymitoleiopus) bifuscoplagiatus* Báguena & Breuning, 1958: 218 - "Fernando Poo" [île de Bioko]; 1958a: 1013, 1031 - "Île de Fernando Poo"; 1963: 554 - "Île Fernando Poo"; Sudre, J.-P. Roguet & Jiroux, 2021: 64 - "Guinée Equatoriale; Ghana; R.C.A., La Maboké; Cameroun, Menguémé".

*Jordanoleiopus (Polymitoleiopus) endroedyi* Breuning, 1972: 232 - "Ghana: Ashanti region, Bobiri forest re."; Teocchi, Sudre & Jiroux, 2010: 19 - "République de Côte d'Ivoire".

The species is known from Equatorial Guinea; Cameroon; Central African Republic (CAR); Ghana. Now it is firstly recorded from Guinea.

**Material.** 2 males, West Africa, Guinea, Kindia, Tabuna River, 29.6.1982, 26.10.1983, S.V. Murzin leg. - SM.


**Acknowledgements.** We are very grateful to Mats Thulin (Systematic Biology, Department of Organismal Biology, EBC, Uppsala University, Sweden) for the determination of the food plant, to Roman Nazarov (Zoological Museum of Moscow State University, Moscow) for the determination of *Pristurus rupestris*, to Jérôme Sudre (Montpellier, France) for a lot of valuable information, to Christian Cocquemot (Plougonven, France) and Aleksey Gusakov (Zoological Museum of Moscow State University) for good advices. We wish to express our sincere gratitude to my friend Sergey Murzin (Moscow), who supplied me with material for study. Yuriy Skrylnyk recalls with pleasure the hardships and joys he experienced in joint expeditions with Oleg Pak (Donetsk), Elena Ivanova (Donetsk) and Natalya Skrylnyk (Kharkiv).

**REFERENCES**

- Ambrus R. & Grosser W. 2012. Contribution to the knowledge of longhorn beetles from Dhofar region in sultanate of Oman (Coleoptera: Cerambycidae). - Humanity space. International almanac. 1 (2): 448-457. DOI: 10.5281/zenodo.7547436
- Báguena Corella L. & Breuning S. 1958. Lamiaires nouveaux de la Guinée Espagnole (Col. Cerambycidae). - Eos. Revista Española de Entomología, Madrid. 34 (3): 209-220.
- Breuning S. 1958a. Révision des Acanthocini de l'Afrique noire (Première partie). - Bulletin de l'Institut Français d'Afrique Noire, Dakar. 20, série A (3): 979-1065.
- Breuning S. 1958b. Nouvelles formes de Lamiaires. (Dixième partie). - Bulletin de l'Institut Royal des Sciences Naturelles de Belgique, Bruxelles. 34 (22): 1-47.
- Breuning S. 1963. Catalogue des Lamiaires du Monde (Col. Céramb.). - Verlag des Museums G. Frey, Tutzing bei München. (7): 463-555.
- Breuning S. 1972. Entomological Explorations in Ghana by Dr. S. Endrödy-Younga, 10. Lamiinae II. (Coleoptera, Cerambycidae). - Annales Historico-Naturales Musei Nationalis Hungarici, Budapest. 64: 227-233.
- Breuning S. & Villiers A. 1972. Coléoptères Cerambycidae de l'Afrique orientale. - Monitore Zoologico Italiano (N. S. supplemento 4). 11: 247-294, 13 figs.
- Danilevsky M.L. 2012. Additions and corrections to the new Catalogue of Palaearctic Cerambycidae (Coleoptera) edited by I. Löbl and A. Smetana, 2010. Part. V. - Humanity space. International almanac. 1 (3): 695-741.
- Danilevsky M.L. 2020. taxa from West Europe, and North Africa to countries of former Soviet Union, and Mongolia. In: Danilevsky M. L. (ed.). Catalogue of Palaearctic Coleoptera, vol. 6 (1), Chrysomeloidea I (Vesperidae, Disteniidae, Cerambycidae). Revised and updated edition. Leiden / Boston: Brill, i-xxii, 1-712. DOI: 10.1163/9789004440333
- Hoskovec M., Jelínek P., Navrátil D. & Rejzek M. 2023. Longhorn beetles (Cerambycidae, Coleoptera) of the West Palaearctic region, neighboring territories and countries of the former Soviet Union presented. <http://www.cerambyx.uochb.cz/>
- Kolbe H.J. 1893. Beiträge zur Kenntniss der Longicornier (Coleoptera). II. Ueber die von Herrn Leopold Conradt in Deutsch-Ostafrika auf der Plantage Derema in Usambara und in den benachbarten Küstengegenden gesammelten Arten. - Stettiner Entomologische Zeitung. 54 (7-9): 241-290.
- Tavakilian G. & Chevillotte H. 2022. Base de données Titan sur les Cerambycides ou Longicornes: <http://titan.gbif.fr/index.html> (Updated: 23 November 2022)
- Sudre J., Roguet J.-P. & Jiroux E., 2021. Quelques rectifications systématiques sur les Lamiaires africains (Coleoptera, Cerambycidae, Lamiinae). - Les Cahiers Magellanes (NS) 41: 63-74, 11 figs.
- Teocchi P., Sudre J. & Jiroux E. 2010. Synonymies, diagnoses, bionomie de quelques Lamiaires africains (13e note) (Coléoptères Cerambycidae Lamiinae). - Les Cahiers Magellanes. 107: 1-24, 36 figs.




**Figs 1-2.** *Jordanoleiopus (Polymitoleiopus) annae* sp. n.: 1 - Holotype, male, S Oman, Dhofar Governorate, 5.5 km N Rakhyut vill., near Ashqul vill., 16°47'45.07"N, 53°25'55.17"E, 833 m, 26.8.2019, Yu. Skrylnyk leg.; 2 - Paratype, female with the same label.



**Fig. 3.** *Jordanoleiopus* (*Polymitoleiopus*) *annae* sp. n.: male, S Oman, Dhofar: Jabal al Qamar, 6 km W Dhalqut, 16°41'56"N, 53°11'29"E, 450 m, 21-22.1. 2018, P. Kabátek leg. (photo by David Navrátil; determined and published by Hoskovec et al. (2023) as *J. (P.) monoxenus* (Kolbe, 1893)).

**Fig. 4.** *Jordanoleiopus* (*Polymitoleiopus*) *bifuscoplagiatus* Báguena & Breuning, 1958: male, West Africa, Guinea, Kindia, Tabuna River, 29.6.1982, S.V. Murzin leg.



**Figs 5-12.** *Jordanoleiopus (Polymitoleiopus) annae* sp. n., paratypes, South Oman, Dhofar Governorate, 5.5 km N Rakhyut vill., near Ashqul vill., 16°47'45.07"N, 53°25'55.17"E, 833 m, 26.8.2019, Yu. Skrylnyk leg.; 5-9 - males, 10-12 - females (photos by Yu.E. Skrylnyk).





13



14



15

**Fig. 13.** Type locality of *J. (P.) annae* sp. n.

**Fig. 14.** Food plant *Jatropha dhofarica* Radcl.-Sm. (central tree).

**Fig. 15.** *J. dhofarica* with *Pristurus rupestris* Blanford, 1874 on the branch.

Figs 13-15 by Yu.E. Skrylnyk.



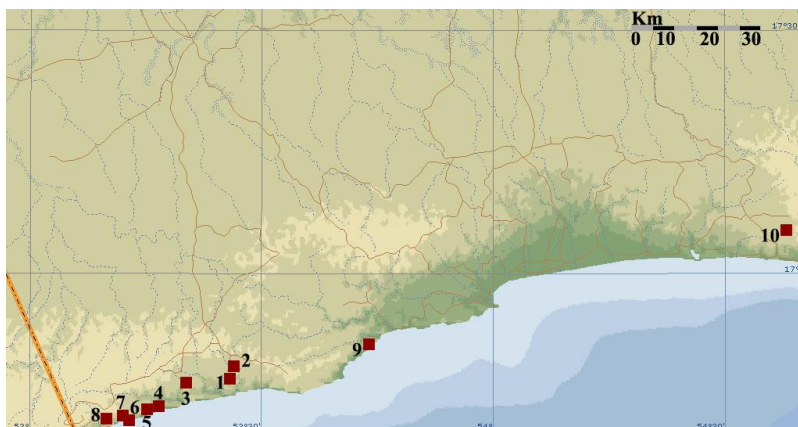
16



17

18

**Figs 16-18.** *Jordanoleiopus (Polymitoleiopus) annae* sp. n. in nature (photos by Yu.E. Skrylnyk).



**Map 1.** Localities of *Jordanoleiopus (Polymitoleiopus) annae* sp. n. in Oman, Dhofar:

- 1 - 5.5 km N Rakhyut vill., near Ashqul vill., 16°47'45.07"N, 53°25'55.17"E, 833 m;
- 2 - 6 km N Rakhyut vill., Ashqul vill. env., 16°48'04"N, 53°26'01"E, 878 m;
- 3 - Jabal al Qamar, 15 km NW Rakhyut, 16°46'7.54"N, 53°20'13.92"E;
- 4 - Jabal al Qamar, 5 km NE Dhalqut, 16°43'22.48"N, 53°16'27.26"E;
- 5 - Dhalqut vill. env, 16°43'06"N, 53°15'32"E, 200 m;
- 6 - Jabal al Qamar, 6 km W Dhalqut, 16°41'56"N, 53°11'29"E, 450 m;
- 7 - Jabal al Qamar, 10 km W Dhalqut, 16°42'9.90"N, 53°11'40.56"E;
- 8 - Jabal al Qamar, 20 km NW Dhalqut, 16°42'39.31"N, 53°9'12.60"E;
- 9 - Jabal al Qamar, 15 km W Al Mughsayl, 16°51'44.56"N, 53°43'18.38"E;
- 10 - Jabal Samhan, Tawi Atayr env., 17°5'16.94"N, 54°37'23.27"E.

*Received: 09.10.2022*

*Accepted: 16.01.2023*